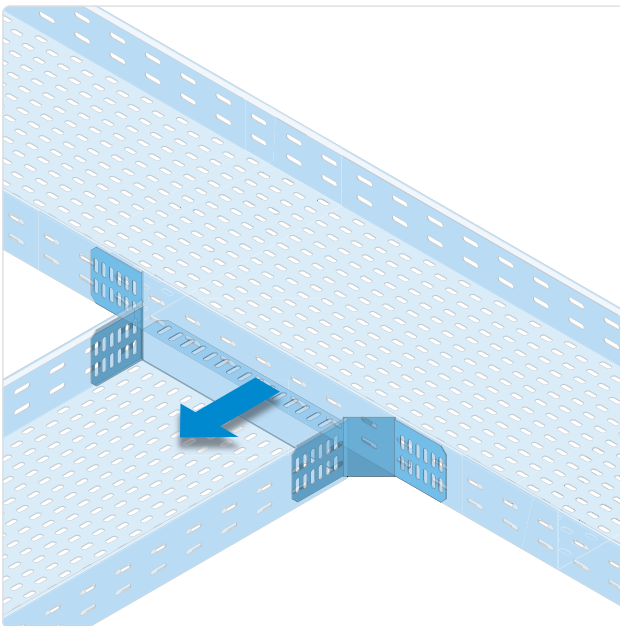
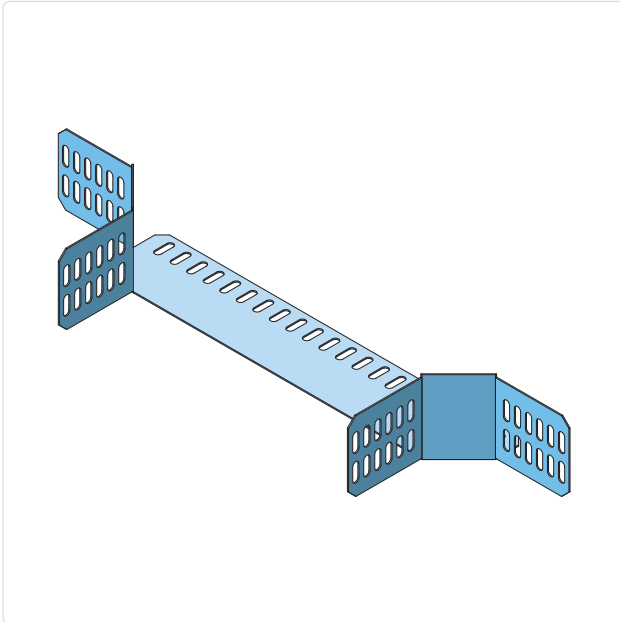


ECTAB100 Branch Cable Tray ECT100



- ✓ Standard execution **hot dip galvanized carbon steel** in accordance with NEN-EN-ISO 1461
- ✓ High zinc coating thickness of **at least 60 µm**
- ✓ Also available in **pre-galvanized, stainless steel 316L** and **stainless steel 304**
- ✓ Standard width 100 - 600 mm
- ✓ Standard radius for accessories 50 mm
- ✓ Standard angles for accessories 45° and 90°
- ✓ Other widths, angles and radii available on request

Description

The ECTAB100 branch piece is an accessory for the ECT100 cable tray system and is used to create a horizontal branch within cable routes. The accessory is mounted to the side wall of a straight cable tray and forms a T-branch, allowing cables to be distributed in multiple directions in a controlled manner while maintaining the continuity and mechanical stability of the cable support system. This branch piece is suitable for heavy industrial, utility, and infrastructure installations.

The standard execution is manufactured from hot-dip galvanized carbon steel in accordance with NEN-EN-ISO 1461, with a zinc coating thickness of at least 60 µm, making it suitable for heavy industrial and outdoor environments. The hot-dip galvanizing process is applied after fabrication and provides complete corrosion protection of the surface, including cut edges and mounting holes. This makes the accessory suitable for applications with increased mechanical and environmental loads, in accordance with IEC 61537 and installations according to NEN 1010.

The branch piece is designed as a fixed horizontal accessory for direct mounting to the side wall of straight ECT100 cable trays. The design features integrated connectors and is supplied with 24x EFS08x15 fixing set (carriage bolt M08x15, nut and washer), allowing fast installation with proper alignment. The accessory is fully compatible with other ECT100 components and ensures a uniform and well-organized cable route.

Technical specifications

Product type:	Branch for ECT cable tray
System:	ECT100
System height:	100 mm
System width:	100 to 600 mm
Material thickness:	1.0 to 1.5 mm
Angle:	90°
Radius:	50 mm
Side perforation:	25 × 8.5 mm
Bottom perforation:	25 × 8.5 mm
Standard material:	Carbon steel
Surface treatment:	Hot-dip galvanized in accordance with NEN-EN-ISO 1461
Zinc coating thickness:	Minimum 60 µm
Connection method:	Bolted
Execution:	With integrated connectors, including 24x EFS08x15 fixing set (carriage bolt M08x15, nut and washer)
Standards:	IEC 61537, applicable within installations in accordance with NEN 1010
Construction type:	Branch
With cover:	No
Side perforation:	No
Bottom perforation:	Yes

Available material variants

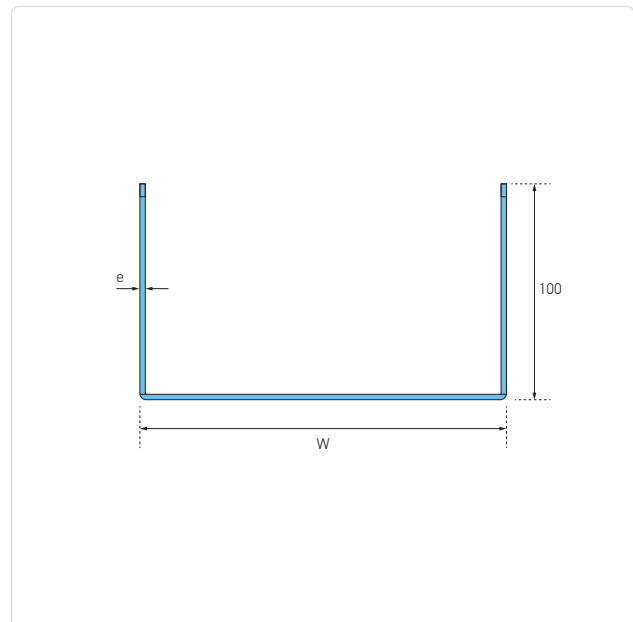
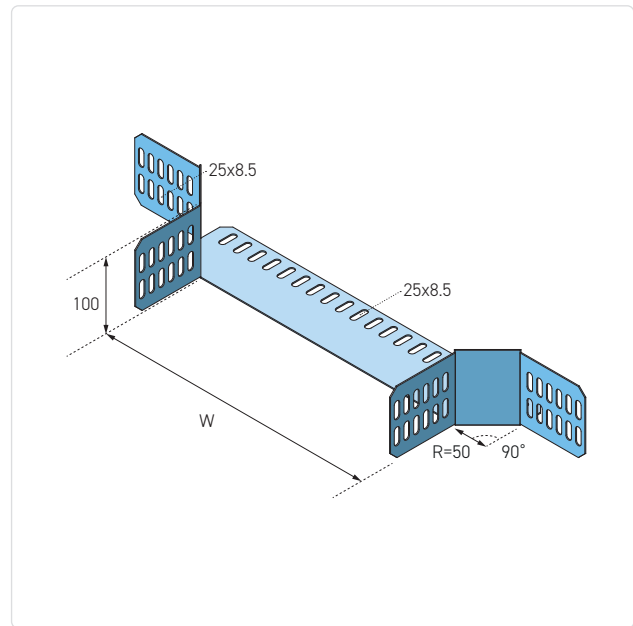
PG: Pre-galvanized steel (EN 10346), suitable for dry indoor environments and light industrial applications.

HDG: Hot-dip galvanized carbon steel in accordance with NEN-EN-ISO 1461, with a high coating thickness of at least 60 µm, suitable for heavy industrial and outdoor environments.

SS 304 (A2 / 1.4301): Stainless steel for indoor environments and lightly corrosive conditions.

SS 316L (A4 / 1.4404): Stainless steel with increased corrosion resistance for chemical, maritime, and offshore applications.

Other widths, radii and angles available on request.



Variants

Article number	W mm	H mm	R mm	A deg°	e mm	kg/unit
ECTAB100-100-HDG	95	100	50	90	1.0	0.32
ECTAB100-150-HDG	145	100	50	90	1.0	0.37
ECTAB100-200-HDG	195	100	50	90	1.0	0.55
ECTAB100-300-HDG	295	100	50	90	1.0	0.64
ECTAB100-400-HDG	395	100	50	90	1.5	-
ECTAB100-500-HDG	495	100	50	90	1.5	-
ECTAB100-600-HDG	595	100	50	90	1.5	-

Available material variants	Change HDG to
Hot dip galvanized	-
Pre-galvanized (PG)	PG
Stainless steel A4 / 316L	SS316
Stainless steel A2 / 304	SS304

Different material thickness

PG	SS316	SS304	e mm
ECTAB100-400-PG	ECTAB100-400-SS316	ECTAB100-400-SS304	1.0

