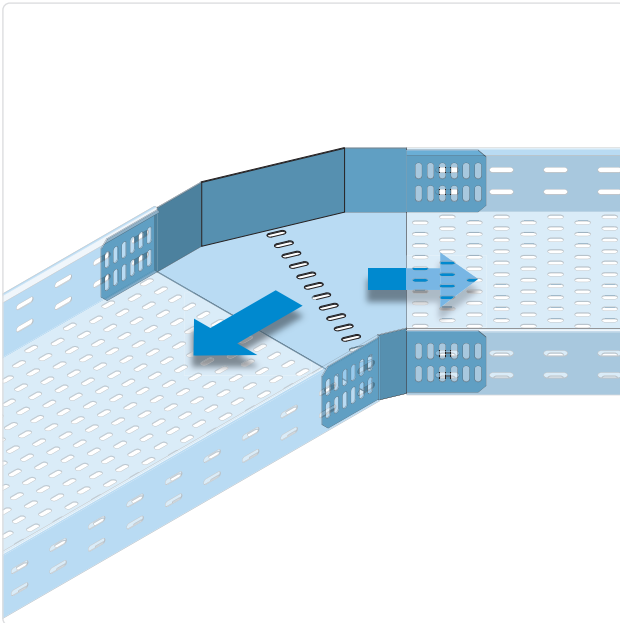
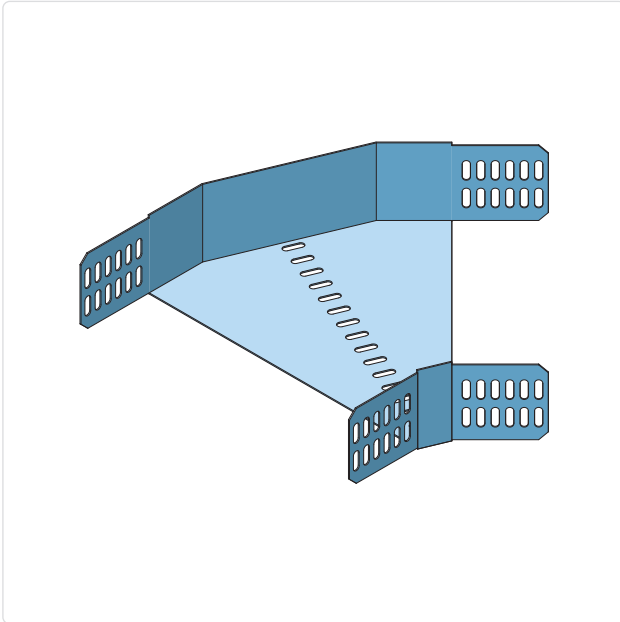


ECTB100-45

Bend 45° Cable Tray ECT100



- ✓ Standard execution **hot dip galvanized carbon steel** in accordance with NEN-EN-ISO 1461
- ✓ High zinc coating thickness of **at least 60 µm**
- ✓ Also available in **pre-galvanized, stainless steel 316L** and **stainless steel 304**
- ✓ Standard width 100 - 600 mm
- ✓ Standard radius for accessories 50 mm
- ✓ Standard angles for accessories 45° and 90°
- ✓ Other widths, angles and radii available on request

Description

The ECTB100-45 bend is an accessory for the ECT100 cable tray system and is used to create a horizontal change of direction within cable routes. The 45° bend provides a gradual transition, allowing cables to be routed without sharp bending and reducing mechanical stress on the cabling. This accessory is suitable for heavy industrial, utility, and infrastructure installations.

The standard execution is manufactured from hot-dip galvanized carbon steel in accordance with NEN-EN-ISO 1461, with a zinc coating thickness of at least 60 µm, making it suitable for heavy industrial and outdoor environments. The hot-dip galvanizing process is applied after fabrication and provides complete surface protection, including cut edges and mounting holes. This makes the accessory suitable for applications with increased corrosive and mechanical loads, in accordance with IEC 61537 and installations according to NEN 1010.

The bend is designed as a fixed horizontal 45° bend with a standard radius of 50 mm. The design features integrated connectors, including 16x EFS08x15 fixing set (carriage bolt M08x15, nut and washer), allowing fast installation with proper alignment. The accessory is fully compatible with ECT100 cable trays and other system components.

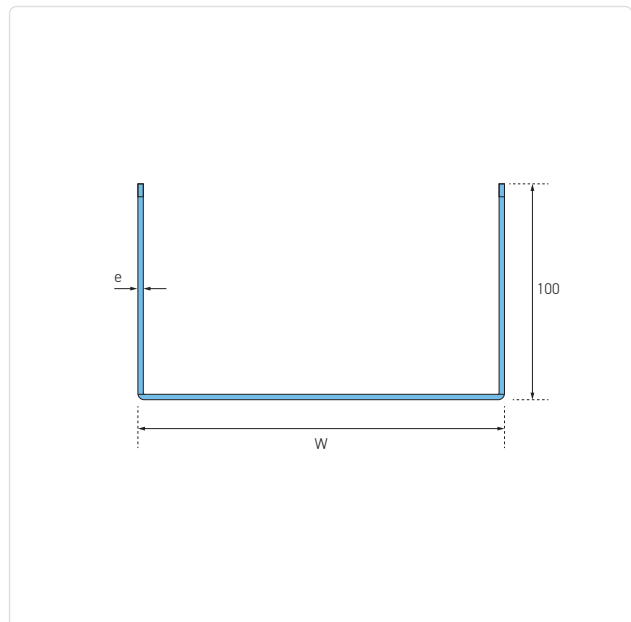
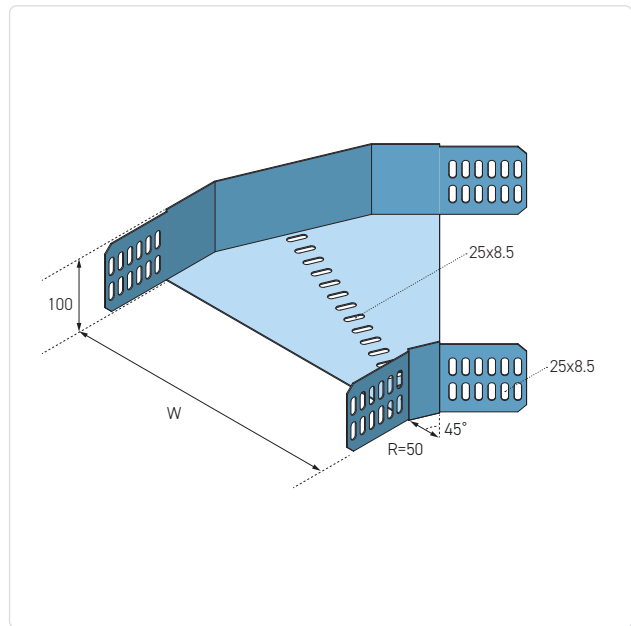
Technical specifications

Product type:	Fixed horizontal bend for ECT cable tray with a 45° angle
System:	ECT100
System height:	100 mm
System width:	100 to 600 mm
Material thickness:	1.0 to 1.5 mm
Angle:	45°
Radius:	50 mm
Connector perforation:	25 x 8.5 mm
Bottom perforation:	25 x 8.5 mm
Material:	Carbon steel
Surface finish:	Hot dip galvanized according to NEN-EN-ISO 1461
Zinc coating thickness:	Minimum 60 µm
Connection method:	Bolted
Execution:	With integrated connectors, including 16x EFS08x15 fixing set (carriage bolt M08x15, nut, and washer)
Standards:	IEC 61537, applicable within installations compliant with NEN 1010
Direction change:	Horizontal
Construction type:	Rigid bend
Bend type:	Smooth bend
Top cover:	No
Side perforation:	No
Bottom perforation:	Yes

Available material variants

- PG:** Pre-galvanized steel (EN 10346), suitable for dry indoor environments and light industrial applications.
- HDG:** Hot-dip galvanized carbon steel in accordance with NEN-EN-ISO 1461, with a high coating thickness of at least 60 µm, suitable for heavy industrial and outdoor environments.
- SS 304 (A2 / 1.4301):** Stainless steel for indoor environments and lightly corrosive conditions.
- SS 316L (A4 / 1.4404):** Stainless steel with increased corrosion resistance for chemical, maritime, and offshore applications.

Other lengths and widths available on request.



Variants

Article number	W mm	H mm	R mm	A deg°	e mm	kg/unit
ECTB100-100-45-HDG	95	100	50	45	1.0	0.28
ECTB100-150-45-HDG	145	100	50	45	1.0	0.36
ECTB100-200-45-HDG	195	100	50	45	1.0	0.61
ECTB100-300-45-HDG	295	100	50	45	1.0	0.92
ECTB100-400-45-HDG	395	100	50	45	1.5	
ECTB100-500-45-HDG	495	100	50	45	1.5	
ECTB100-600-45-HDG	595	100	50	45	1.5	-

Available material variants	Change HDG to
Hot dip galvanized	-
Pre-galvanized (PG)	PG
Stainless steel A4 / 316L	SS316
Stainless steel A2 / 304	SS304

Material thickness

PG	SS316	SS304	e mm
ECTB100-400-45-PG	ECTB100-400-45-SS316	ECTB100-400-45-SS304	1.0

Overview ECT Cable Tray 100 mm

